

The IntelliCross Touch-Free Button accessory enables pedestrians to activate a button request with a simple hand-wave and configure the Button wirelessly thru Mobile App. Requires **IntelliCross Button Software v.1.2.5.3\_1958** or higher and Configuration Program v1.4.0 or higher.



**IMPORTANT:**

READ THE INFORMATION BELOW IN FULL BEFORE INSTALLATION.


REMOVE BUTTON'S POWER (7-PIN GREEN CONNECTOR) FOR 2MINS BEFORE INSTALLING TOUCH-FREE BOARD

**Installation Steps:**

1. Attach the **1-inch Gasket** (in the same location as shown in the picture), before attaching the Touch-Free/Wi-Fi card. The Gasket will help align the Card and center the Sensors on the Terminal Cover sensor holes.
  - (1-inch Gasket is included in the Kit)



2. Carefully insert the Touch-Free card with the 7-PIN and 5-PIN HEADER aligned on top of the sockets. Start by aligning the front pins. Then gently rock the board forward into position. Gently Push Down on the Board with all the pins inserted to the sockets. Note how the board is seated in the blue boxes as shown. Attached the 7-PIN (Green) Power connector.



3. i) Push New Touch-Free Card's terminal cover all the way in to the Button's lip, before pushing down  
 ii) Ensure the sensor holes are aligned with the Touch-Free Sensors and affix screws.





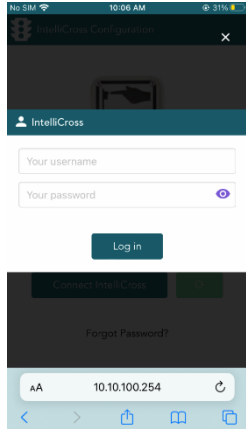
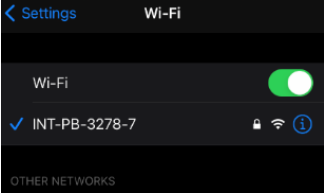
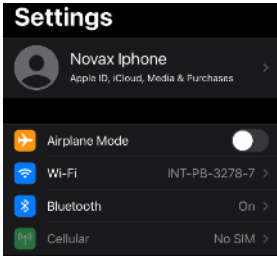
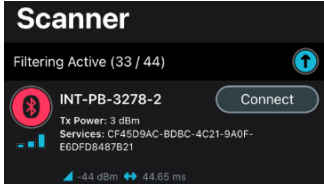

**Features**

- ✓ Multiple Security Authentication
- ✓ Wireless IntelliCross Configuration
- ✓ 3D Touch-Free Gesture Recognition
- ✓ Optional: Steady Presence (Detection Time = 0.5sec)
- ✓ Protects against false triggering
- ✓ Over-the-Air Firmware Update
- ✓ Plugs into any IntelliCross button
- ✓ Tamperproof Protection
- ✓ Detection Range: 1 – 30cm (15cm default)
- ✓ Field Upgradable (approx. 5-10min)
- ✓ Lowest cost upgrade solution!

Product Features	
Wi-Fi	802.11 b/g/n ((WPA)/WPA2/WPA2-Enterprise)
Bluetooth	Compliant with Bluetooth v4.2 BR/EDR and BLE specification
Operating Temperature	-35°C to +74°C (-31°F to +165°F), Storage Temp: -40°C to +85°C
FCC	Approved Device
NEMA	NEMA TS2-2003 Temperature and Humidity
Caltrans	Caltrans TEES2009 Temperature and Humidity

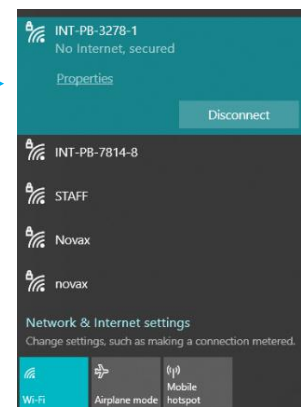
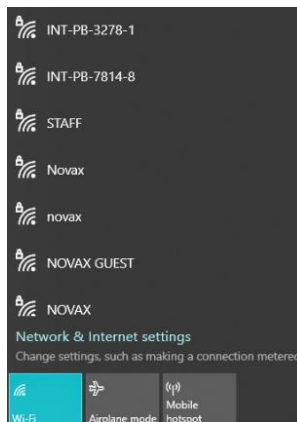
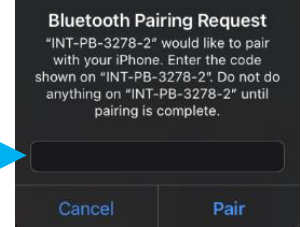
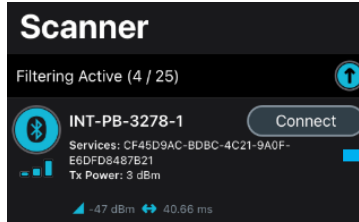

**Smartphone Mobile App Setup and Security Authentication:**

1. Install **nRF Connect** and from App Store:
    - Only for iPhone
  2. For Bluetooth pairing:
    - For **iPhone** – Use **nRF Connect APP**
    - Use App’s filter to locate the Card’s Bluetooth name - **INT-PB-XXXX-Y**
    - **XXXX** – WIFI’s MAC Address
    - **Y** – Button’s ID
    - For **Android** – Use **phone’s Bluetooth Settings**
    - Bluetooth and Wi-Fi password to be provided by the Manufacturer
  3. Use Phone’s Wi-Fi Setting to connect to Wi-Fi:
    - Bluetooth and Wi-Fi name are identical
    - **INT-PB-XXXX-Y**
  4. IntelliCross Web APP address = **10.10.100.254**
    - Type the address above for iPhone Safari or Android Internet Browser
    - Log in with the Username and Password provided by Manufacturer
    - Users have the option to change the Username and Password within the APP
    - Web App will not open If not connected to Wi-Fi
- Please contact Novax support at 1.866.977.4277



**PC Configuration via Wi-Fi Connection Procedure:**

- The User needs to first pair to the Card's Bluetooth to activate (and connect) the Card's Wi-Fi
  - Contact Manufacturer for **Bluetooth Pairing Code** and **WiFi Password**
- For Bluetooth pairing:
  - For **iPhone** – Use **nRF Connect APP**
  - Use App's filter to locate the Card's Bluetooth name - **INT-PB-XXXX-Y**
  - XXXX** – WiFi's MAC Address
  - Y** – Button's ID
  - For **Android** – Use **phone's Bluetooth Settings**
  - For **PC** – Use PC's Bluetooth Settings (if available)
  - Bluetooth and Wi-Fi password to be provided by the Manufacturer
- Use the PC Laptop/Computer to scan and connect to Card's Wi-Fi:
  - Bluetooth and Wi-Fi name are identical
  - INT-PB-XXXX-Y**
- Open PC Configuration to connect to IntelliCross Button (via Wi-Fi):
  - Connect > Wi-Fi > Connected**
  - User is now connected to the Button via Wi-Fi can now use the Configuration Software to configure the IntelliCross Buttons
  - Configuration Software **v1.4.0** or higher



- Please contact Novax support at 1.866.977.4277